


CANADA		POSTES
POST		CANADA
Postage paid		Port payé
Addressed Admail		Médiaposte avec adresse
5473608		

Rail Mountable Ethernet and USB Receptacles

Weidmuller rail mountable receptacles should be your first choice in the switchgear cabinet when you need to connect

- RJ45 CAT 6 cables
- USB type A cables

Both versions have

- Ingress Protection IP20
- TS35 DIN Rail Mountable
- UL94-V0 light grey material
- Temperature range -25°C to 70°C



Special Price from **\$23.00**



Catalog #	Description	Regular Price	Special Price
8946920000	IE-TO-RJ45-C	\$39.80 ea.	\$30.00 ea.
8946960000	IE-TO-USB	\$30.90 ea.	\$23.00 ea.

QUOTATION #Q3-2010

This number must appear on purchase order to receive special prices.

Valid from July 1 until September 30, 2010

Q-Specials 2010

3rd Quarter

Special Price from **\$8.50**



Power Distribution Blocks

These DIN rail mountable blocks are intended to distribute power, manage large wire sizes and, of course, maintain finger-safe connections. Power distribution blocks allow for multipole assembly: easily accommodating single, two and three-phase power feeds in a compact footprint. They accept both aluminium and copper wires.

Catalog #	Description	Regular Price	Special Price
1879460000	WPDB 70 1-1 AL	\$16.80 ea.	\$8.50 ea.
1879480000	WPDB 70/35 1-4 AL	\$24.90 ea.	\$13.50 ea.
1879400000	WPDB 185 1-1 AL	\$49.00 ea.	\$25.00 ea.
1879420000	WPDB 185/35 1-8 AL	\$46.30 ea.	\$23.00 ea.
1879440000	WPDB 300 2-2 AL	\$126.30 ea.	\$65.00 ea.






Special Price from
\$0.65

Coloured Mini-Terminal Blocks

Small and compact

- Feed-through terminal with clamping yoke connection
- TS15 miniature DIN rail mountable
- New Wemid material for the AKZ coloured terminals
- Flammability rating of UL94 V-0 for all colours
- Temperature range of -50°C to 120°C
- CSA/UL approvals, RoHS compliant

Catalog #	Description	Regular Price	Special Price
9537110000	AKZ 4 WEMID DB	\$1.61 ea.	\$0.65 ea.
1038680000	AKZ 4 WEMID BL	\$1.89 ea.	\$0.90 ea.
1038710000	AKZ 4 WEMID GN	\$1.89 ea.	\$0.90 ea.
1038720000	AKZ 4 WEMID OR	\$1.89 ea.	\$0.90 ea.
1038740000	AKZ 4 WEMID RT	\$1.89 ea.	\$0.90 ea.
9537910000	AP FOR AKZ 4 WM, BG (end plate)	\$0.56 ea.	\$0.25 ea.



Special Price from
\$10.00

MRS Relay Modules only 6mm wide

Just 6.1mm wide, the MRS modules offer a socket mounted relay rated 6A, 250V, resistive load, 1 form C (SPDT), pluggable cross connections and are cULus Listed. 24Vdc standard version and 120Vac RC version with input leakage immunity.

Catalog #	Description	Regular Price	Special Price
8533640000	MRS 24 Vdc 1 CO	\$16.00 ea.	\$10.00 ea.
8825970000	MRS 120VAC 1 CO, RC	\$25.70 ea.	\$18.00 ea.



Special Price
\$3.75

DIN Rail Mountable Utility Box

This plastic drawer mounts on 35mm DIN rail (horizontal or vertical) and is a convenient way to store spare fuses, extra marking tags, jumpers, lamps, etc. in a control cabinet.

Catalog #	Description	Regular Price	Special Price
7914760001	DIN RAIL MOUNTABLE UTILITY BOX	\$6.10 ea.	\$3.75 ea.

Screwdriver Sets

Four Sets of screwdrivers to choose from:

- 2 sets with 4 flat blades (2.5, 3.0, 4.0 and 5.5mm) and 2 Philips (Size 1 and 2)
- Insulated (9009730000) and non-insulated (9009740000) versions
- 2 sets with 6 flat blades (2.0, 2.5, 3.0, 3.5, 4.0, 5.5mm)
- Insulated (9205550000) and non-insulated (9205560000) versions
- Insulated screwdriver sets for working on live parts up to 1000Vdc and 1500Vdc

Special Price from
\$30.00

Catalog #	Description	Regular Price	Special Price
9009730000	SDIS 2,5-5,5/PH1/2 6pcs SET	\$76.70 ea.	\$40.00 ea.
9009740000	SDS 2,5-5,5/PH1/2 6pcs SET	\$75.80 ea.	\$37.00 ea.
9205550000	SDIS 2.0-5.5	\$49.20 ea.	\$36.00 ea.
9205560000	SDS 2.0-5.5	\$52.00 ea.	\$30.00 ea.



HELP US CONSERVE!!!

If you would prefer an electronic copy, contact: marketing@weidmuller.ca

CONDITIONS: Prices valid from July 1, 2010 to September 30, 2010. Orders must be received by Weidmuller by this date. Orders must be sent to an authorized Weidmuller distributor. Orders must reference quotation number Q3-2010. Please note that all prices (Regular Price and Special Price) are suggested pricing only.

Push-In Clamping Technology

Push-In Technology

Push-In technology offers outstanding benefits. Firstly, it is easy to handle and widely used in building automation projects around the world. Secondly, it provides galvanic isolation, giving excellent electrical rating, and thirdly, it provides pull-out, shock and vibration resistance.

Time-saving Connections

Push-In technology reduces installation times to a minimum.

Effective Product Range


Good performance in a compact connection. The P-Series is ideal for reducing the number of variations. The Push-In clamping technology is not only available in our DIN rail mountable terminal block range, but also in our Heavy Duty Connector line as well as our PCB Connectors and Terminals.

100% Reliability

Simply push a stripped solid conductor or a conductor fitted with a wire end ferrule into the clamping point — and that's it, finished! All materials have been tested according to the latest environmental standards and to ensure RoHS conformity. To extract the conductor, a simple flat blade screwdriver is used to open the tension spring of the connection.

Applications

Wherever solid conductors or conductors fitted with wire end ferrules are needed, Weidmüller Push In technology offers the decisive handling advantage, in machinery and building installations alike. For stranded wires without ferrules, the Push-In clamping technology can still be used; simply open up the tension clamp with a flat blade screwdriver for the wire insertion.



“Wireless in a Box”

Weidmüller introduces the first complete “Wireless in a Box” solution for the industrial market.

Two versions are available — each containing unique design features. An Ethernet version enables quick and easy deployment of wireless Ethernet; while an I/O version allows for fast installation of multi-point wireless direct I/O. Both “Wireless in a Box” solutions are designed to provide complete wireless connectivity for remote monitoring and sensing applications. They are NEMA 4X and IP67 rated, making them suitable for applications such as water-wastewater, pumping stations and tank farms.



The Ethernet solution is available in either a stainless steel or plastic enclosure and features a Weidmüller wireless Ethernet (WiFi) 2.4Ghz modem, which can function as an access point, bridge, client or router. In addition to the modem technology, the enclosure comes complete with the following components: power supply, circuit protection, surge protection, terminal blocks, ground blocks, antenna, antenna connection cables and through panel cable glands. This complete, preassembled solution provides all the necessary elements for a remote wireless Ethernet installation.

The I/O version of is comprised of two pre-assembled plastic enclosures. Each enclosure contains a power supply, circuit protection, surge protection, antenna, antenna connection cables and terminal blocks. In addition to these components, one enclosure houses a transmitter and the second enclosure houses a receiver. The transmitter and receiver operate on 900Mhz radio bands and are preconfigured to send and receive multiple I/O signals. The “Wireless in a Box” I/O solution can transmit and receive two digital signals and one analog signal over a range of several kilometers. This self-contained solution is designed for quick and easy set-up. The pre-installed terminals make I/O and power connections fast and easy, for “right out of the box” operation.

With just one part number, you can have a complete and proven wireless solution, without the complication and time it often takes to set up a wireless system.

Weidmüller 

Leakage currents and their effects on PLC inputs as well as on safety

For years Weidmuller has been selling and promoting fuse terminals with blown fuse indication (BFI). But there is still some misinterpretation about the leakage currents that exist in many applications with the BFI circuit in the form of an LED circuit in parallel with the fuse.

The concept is very simple — when the circuit is energized, the fuse conducts the current and the indicator is off (the fuse short circuits the indicator circuit). If the fuse blows, the indicator circuit is then in series with the power source and the load so the indicator illuminates.

The confusion occurs when the fuse blows. The indicator circuit is conducting a current, albeit a small one. This means current is still flowing to the load when the fuse has failed and so we have off-state leakage current. If a voltage meter is connected across the load, a voltage will be measured although it will not be the full line voltage — the total voltage is split across the indicator circuit and the load. If the fuse is intentionally removed so maintenance can be performed on the load, it is important that the electricians keep in mind there is still a small amount of current flowing. The current may or may not present a shock hazard.

Fuse Good = NO LED glowing and NO false PLC Inputs


Fuse Blown = LED ON and small leakage current to the PLC Inputs

The fuse terminal should comply with the CSA standard C22.2 No. 39 (or UL 512) for Fuse Holder Assemblies in which Clause 4.11 states the acceptable leakage current while maintaining enough brightness or visibility: “The current that flows when the fuse is blown shall not exceed 0.5mA at the rated voltage.”

If visible at 24Vdc and 2.5mA, the average current at 120Vac, assuming half wave rectification will be 6.25mA and thus approaching the level where it could present a shock hazard. Besides shock hazards, there is another possible problem with BFI terminals. If the fuse providing power to a field contact in a PLC digital input circuit blows (or is not even installed), it is possible for the BFI current to keep the PLC input ON provided the contact was closed. This would give the PLC a false indication and not warn the process that a fuse has blown.

The best design for a BFI circuit is one that minimizes the current yet provides a reasonable degree of visibility. What is the solution? Weidmuller’s Low Leakage BFI fuse terminals. The indicator circuit has been optimized to be clearly visible at currents below 0.5mA. Such a current is approaching the level of being no more than a slight sensation if accidentally touched. It is also below the holding current of most PLC inputs.

Another option is to use a double level fuse terminal with healthy fuse indication (HFI). In these, the LED is installed between the load side of the fuse and neutral (or 0V in a DC circuit). The LED is turned off when the fuse blows and there is no leakage current.



WOW Van Coming to Canada

WOW! Weidmuller On Wheels Interactive Application Van

Delivering the Right Application Solutions — Now you can demonstrate the complete Weidmuller solution. Understand and learn how our products work together to deliver total connectivity.

- Demo every Weidmuller product portfolio
- Every panel presents product features and value benefits
- On-site Demonstration Rails and product literature for each product

Contact your local sales representative to find out when and where the van will be in Canada this year.



Weidmüller 